

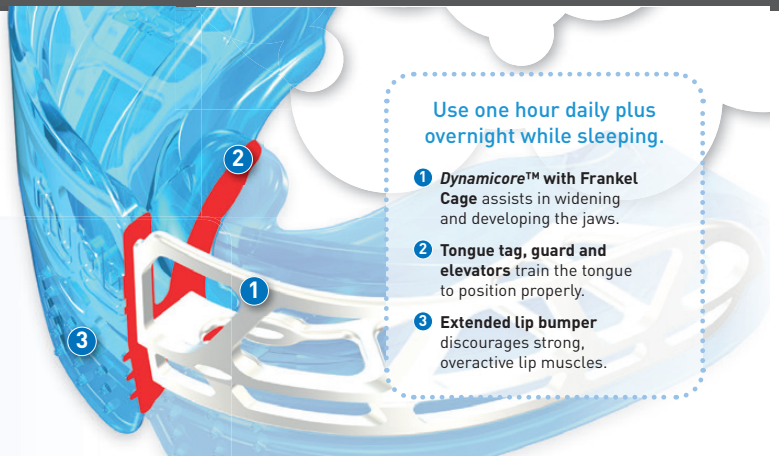
Myobrace® for Kids

Mixed Dentition

Myobrace® for Kids is the most widely used appliance range. It optimises craniofacial development and aligns the erupting anterior teeth through correction of mouth breathing and myofunctional habits, while incorporation of the *Dynamicore™* promotes maxillary arch development.

Indications:

- Incisor crowding
- Class II (Division 1 and 2)
- Open bite and deep bite
- Narrow arch and posterior crossbite

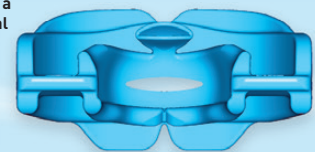


Use one hour daily plus overnight while sleeping.

- 1 **Dynamicore™ with Frankel Cage** assists in widening and developing the jaws.
- 2 **Tongue tag, guard and elevators** train the tongue to position properly.
- 3 **Extended lip bumper** discourages strong, overactive lip muscles.



Establish a functional airway



MYOBACE® K0

The *Myobrace® K0* is the starting appliance for mouth breathers. It focuses on establishing a functional airway through the collapsible breathing hole and initial tongue strengthening with the active tongue tag. Move to the *K1* when the *K0* is staying in overnight and the Breathing Function Tests (BFT) have improved, along with any sleep symptoms, such as snoring.

6 - 10 YEARS


All *Myobrace®* appliances are designed to correct habits, develop the maxilla and mandible, and align the teeth. Each stage focuses on a particular treatment goal. Use of all appliances is crucial for optimum results.



HABIT CORRECTION

Establish nasal breathing

STAGE 1



4-6 months

K1 APPLIANCE - PERSPECTIVE VIEW (left)
K1 - CROSS SECTION (above)

Available in three sizes

MYOBACE® K1

The *K1* focuses on establishing nasal breathing and myofunctional habit correction. It is soft and flexible to give the best compliance, adapts to any arch form and malocclusion, as well as optimises staying in place at night.

Only move to the *K2* when the *K1* is staying in at night and nasal breathing has been established.



ARCH DEVELOPMENT

Establish correct tongue position

STAGE 2

with *Dynamicore™*



4-6 months

K2 APPLIANCE - TOP VIEW (left)
K2 - CROSS SECTION (above)

Available in three sizes

MYOBACE® K2

The *K2* focuses on arch development and continued habit correction. It features a *Dynamicore™* that assists in developing the upper and lower arch form, allowing more room to establish the correct tongue resting position and correct swallowing patterns. Only move to the *K3* when the arch form has improved, correct tongue position and swallowing patterns have been established, along with good dental alignment.



FINAL ALIGNMENT AND RETENTION

Maintain correct lip posture and swallow

STAGE 3



4-6 months

K3 APPLIANCE - REAR TECHNICAL VIEW (left)
K3 - CROSS SECTION (above)

Available in three sizes

MYOBACE® K3

The *K3* focuses on completing habit correction, final tooth alignment and retention with its firmer polyurethane construction. The hollow tongue tag facilitates final tongue position directly on the correct spot. This appliance is essential for retention and should be used after treatment for at least 12 months or more to optimise results and stability. The *K3* can be replaced with transition to the *T3* and *T4* for final dental alignment in the developing permanent dentition.

Optimal results and ongoing stability depend on the usage of all appliance stages shown above.