




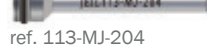
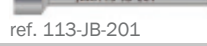




CHAVES

IMAGEM		PARAFUSOS APLICÁVEL				
		JA	JB	G2	JD	JS
Pontas para chave de fenda	 ref. 113-MJ-103	✓		✓	✓	✓
	 ref. 113-JB-101		✓			
	 ref. 113-MD-101	✓		✓		✓
	 ref. 113-GD-101			✓		
	 ref. 113-MJ-203	✓		✓	✓	✓
	 ref. 113-MJ-204	✓		✓	✓	✓
	 ref. 113-JB-201		✓			
	 ref. 113-MD-201	✓		✓		
Broca	 ref. 112-MC-201	✓	✓	✓	✓	✓

ESTOJO DUAL-TOP
ref. 112-070



CABO MANUAL PARA CHAVE LONGA
ref. 111-010



FINGER DRIVER.
Cabo manual mini (chave não incluída)
ref. 111-120



*Chave não incluída

GANCHOS